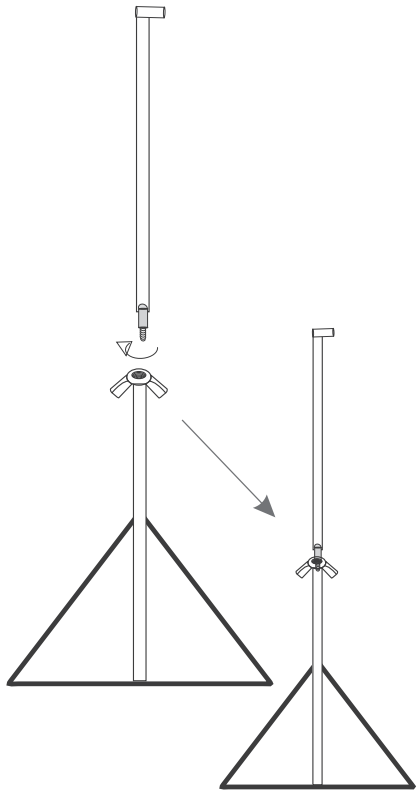



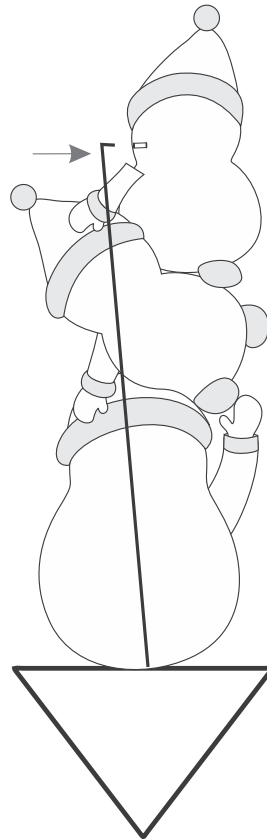
ASSEMBLY INSTRUCTIONS



Assemble the brace strut by locking the wingnut as pictured.



Secure each snowman to the other by locking the wingnuts as pictured



Insert the brace strut top to the tube at the back of the top snowman



Insert the hands and gift to each snowman



Using the transformer supplied, connect to a power source