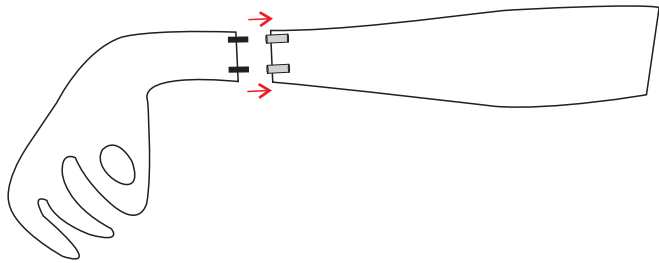
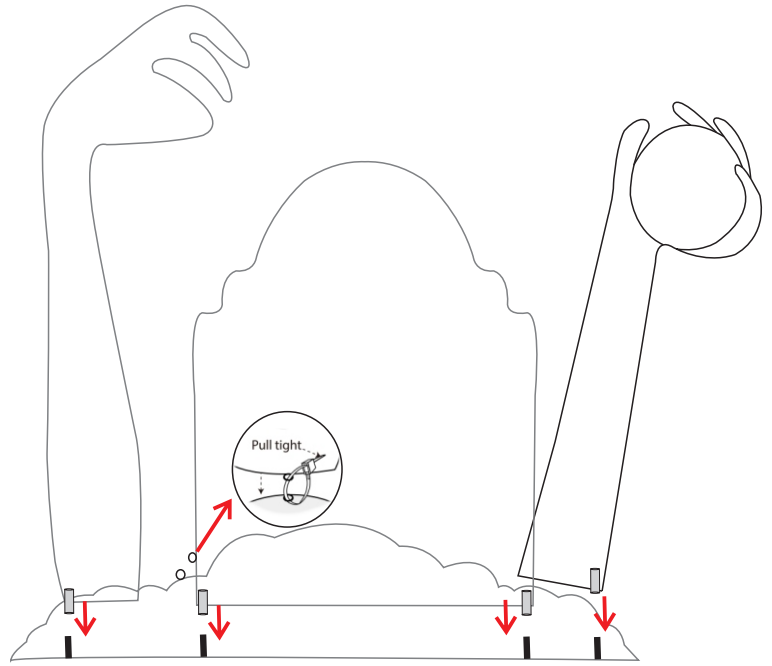
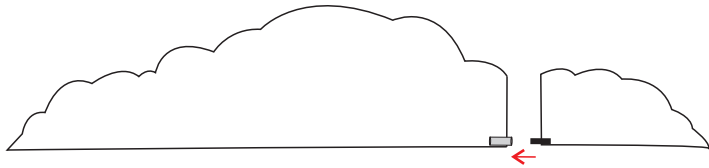



ASSEMBLY INSTRUCTIONS



Insert the rods into the loops as shown above to attach the tomb dirt together, and the zombie hand to the arm.

Insert the rods into the loops on the back to attach the zombie arms, and tomb to the base. Using the zip ties provided, tighten to secure.



Connect the light strings one by one as shown. Make sure all plugs are well connected. Using the transformer supplied, connect to a power source.

If using outdoors, secure by using the lawn stakes provided.