

SINGLE GLIDER CHAIR ASSEMBLY INSTRUCTION SHEET

Part List

A. Acorn Nut x 4pcs



B. Short Screw x 4pcs



C. Plastic Spacer x 4pcs



D. Long Screw x 15pcs



E. Long Washer x 16pcs



F. Lock Nuts x 19pcs



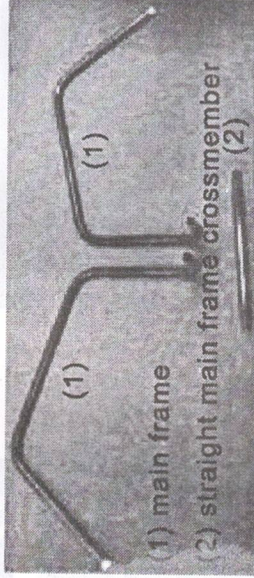
G. Small Washer x 38pcs




H. End Caps x 4pcs




1 set of instruction & tools



(1) main frame
(2) straight main frame crossmember




(3) Side Support




(5) Chair Frame Arm




(6) Chair Frame Crossmember



(4) Swing Arms



(7)



(8)

(7) Chair Back

(8) Chair Seat

IMPORTANT!! DO NOT TIGHTEN SCREWS OR NUTS UNTIL THE ENTIRE ASSEMBLY COMPLETED.

Made In China